



KICK COACH

GETTING STARTED



Thank you for your purchase. SKLZ prepares athletes to be ready for their sport and our team is happy to help you with product or program questions. Reach us by email at customerservice@SKLZ.com or by phone at **877-225-7275 x128**.

BEFORE YOU BEGIN:

- Please contact SKLZ customer service toll free at 877-225-7275 x128 if you are missing anything.

⚠ WARNING:

- Read all setup and usage instructions carefully.
- Be sure to consult your healthcare professional before beginning this or any type of exercise program.
- Always check equipment for worn or damaged parts before use.
- If any defects are found, do not use product.
- Kick Coach is designed to develop skills in a training environment. Take breaks and do not overexert yourself.
- Exercise in open area free of hazards.

CARE:

- Do not store in extremely high or low temperatures to avoid damaging or reducing the life of the product
- Do not leave Kick Coach outdoors for extended period of time

PATENT PENDING

IDEA SUBMISSION

If you have an idea for a new and innovative sports training product, visit SKLZ.com to submit your concept.
Some restrictions may apply.

1 YEAR LIMITED WARRANTY. This warranty does not cover damages resulting from accident, misuse, abuse or lost merchandise, and is only valid in the USA. Register your product at SKLZ.com to ensure warranty coverage, and get new product information and special deals from SKLZ.
Questions? Email: customerservice@sklz.com or call toll free: 877-225-7275

Made in China. ©2014 Pro Performance Sports, LLC. All rights reserved. Manufactured and distributed by SKLZ/Pro Performance Sports: 2081 Faraday Avenue, Carlsbad, CA 92008 U.S.A. SKLZ, SKLZ Pro Grade, SKLZ Chrome and Sport-Brella are registered trademarks of Pro Performance Sports, LLC., its subsidiaries and affiliates. Product features, appearance, and specifications may be subject to change without notice. Unauthorized duplication is a violation of applicable local and international laws.

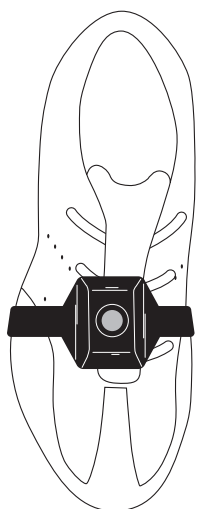
IN THE BOX



A KICK COACH

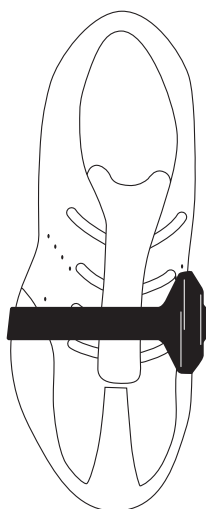
HOW TO USE IT

Position the Kick Coach on the shoe according to the type of kick you wish to practice. When the ball makes solid contact with the yellow button, the Kick Coach will vibrate to indicate good technique. If the vibration is felt, you are making correct contact. If you're missing your target, then you're slightly missing the correct part of the ball.



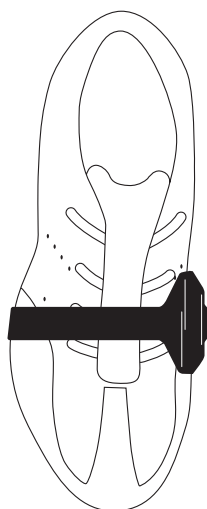
Strike or drive
the ball.

1



Pass the ball.

2



Receive or settle
the ball.

3

